

Wednesday 14 June 2023 – Morning

GCSE (9–1) Mathematics

J560/06 Paper 6 (Higher Tier)

Time allowed: 1 hour 30 minutes



You must have:

- the Formulae Sheet for Higher Tier (inside this document)

You can use:

- a scientific or graphical calculator
- geometrical instruments
- tracing paper



Please write clearly in black ink. **Do not write in the barcodes.**

Centre number

--	--	--	--	--

Candidate number

--	--	--	--

First name(s)

Last name

INSTRUCTIONS

- Use black ink. You can use an HB pencil, but only for graphs and diagrams.
- Write your answer to each question in the space provided. If you need extra space use the lined pages at the end of this booklet. The question numbers must be clearly shown.
- Answer **all** the questions.
- Where appropriate, your answer should be supported with working. Marks might be given for using a correct method, even if your answer is wrong.
- Use the π button on your calculator or take π to be 3.142 unless the question says something different.

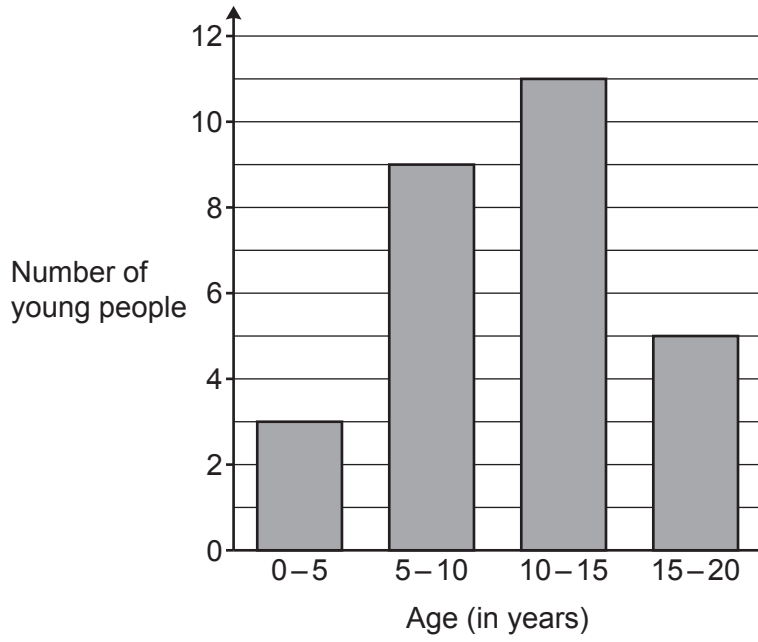
INFORMATION

- The total mark for this paper is **100**.
- The marks for each question are shown in brackets [].
- This document has **24** pages.

ADVICE

- Read each question carefully before you start your answer.

1 Alex draws a bar chart to show the age of the young people attending a youth club.



Make **one** criticism of Alex's bar chart.

.....

.....

..... [1]

2 (a) Rearrange this formula to make u the subject.

$$v^2 = u^2 + 2as$$

(a) [2]

(b) A rocket accelerates at 90 m/s^2 and travels 270 km.
The rocket's final velocity is 8000 m/s.

Using part (a), or otherwise, calculate the rocket's initial velocity in m/s.

(b) m/s [3]

3 A bag contains 150 counters.
The counters are either red or yellow.

(a) Riley picks a counter from the bag, records its colour, and replaces it.
They do this nine times.

Here are Riley's results.

Red	
Yellow	

Use Riley's results to work out how many red counters are likely to be in the bag.

(a) red counters [3]

(b) Ling uses the same bag of counters and picks the counters in the same way.

Here are Ling's results.

Red	
Yellow	

Use Ling's results to estimate the probability of choosing a red counter from the bag.
Give your answer as a fraction in its simplest form.

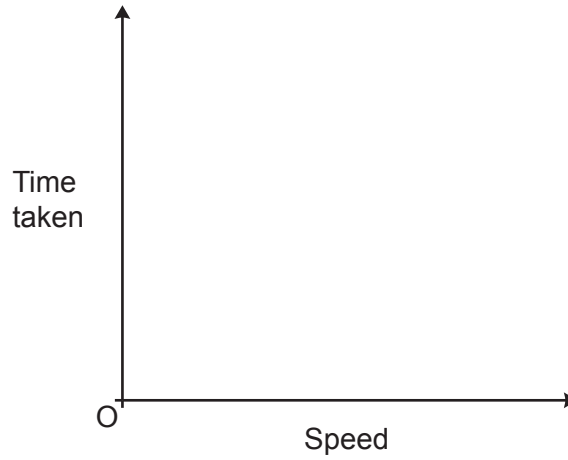
(b) [2]

(c) Explain why Ling's results are likely to give a better estimate of the probability of choosing a red counter from the bag than Riley's results.

.....
..... [1]

- 4 (a) The time taken to complete a journey halves as the speed doubles.

On the axes below, sketch a graph to show this relationship.



[2]

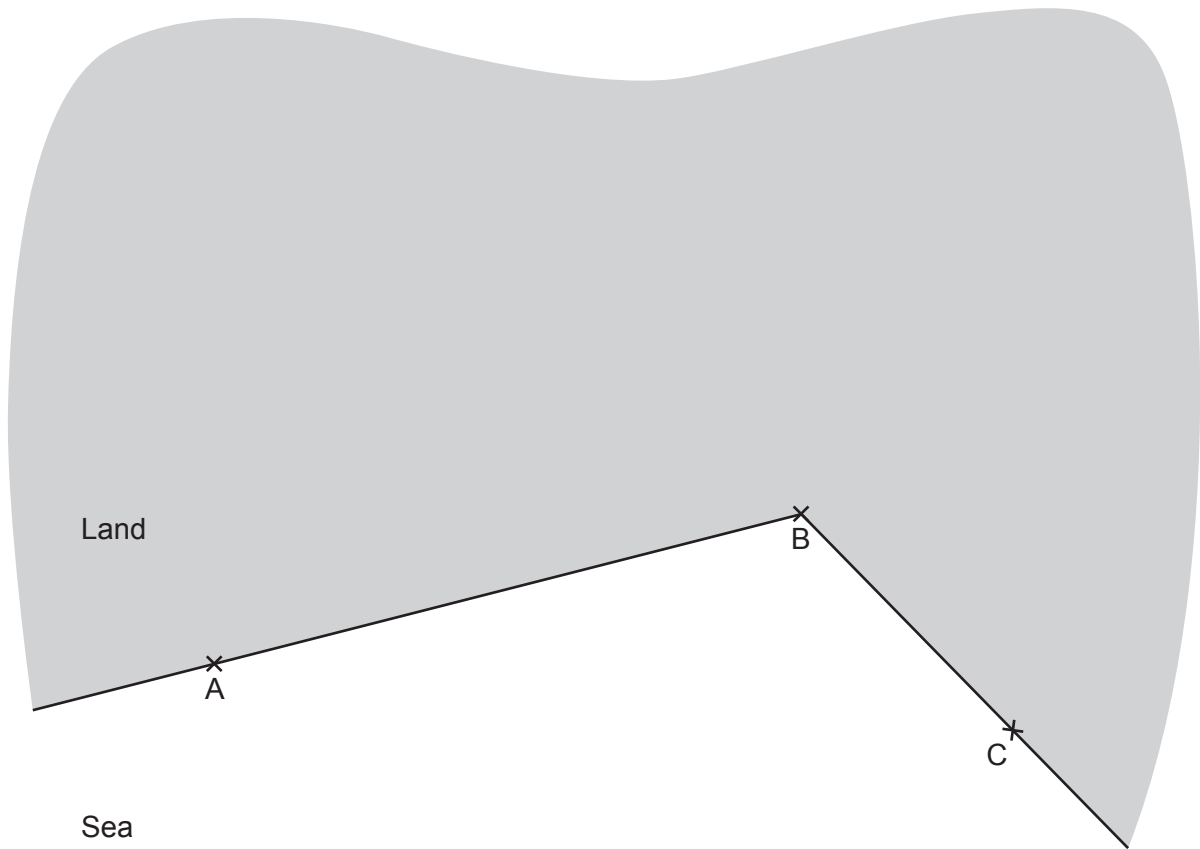
- (b) It takes 40 minutes to fill a garden pond using water from 5 identical hose pipes.

Assuming the rate of flow of water from each hose pipe is the same, work out how many minutes it would take to fill the same garden pond using 2 of these hose pipes.

(b) minutes [2]

5 The diagram represents a coastline.

A, B and C are lighthouses.



A boat is

- the same distance from A and B
- the same distance from AB and BC.

Using a ruler and compasses only, construct the position of the boat.
Label the position of the boat clearly.

[5]

6 At the end of each year, a driver records how many kilometres they have driven.

In 2021, they drove 18% more kilometres than in **2020**.

In 2022, they drove 25% more kilometres than in **2020**.

In 2022, they drove 3500 km.

(a) Kai says

I can work out how many kilometres were driven in 2020 by reducing 3500 by 25%.
 $3500 \times 0.75 = 2625$ km.

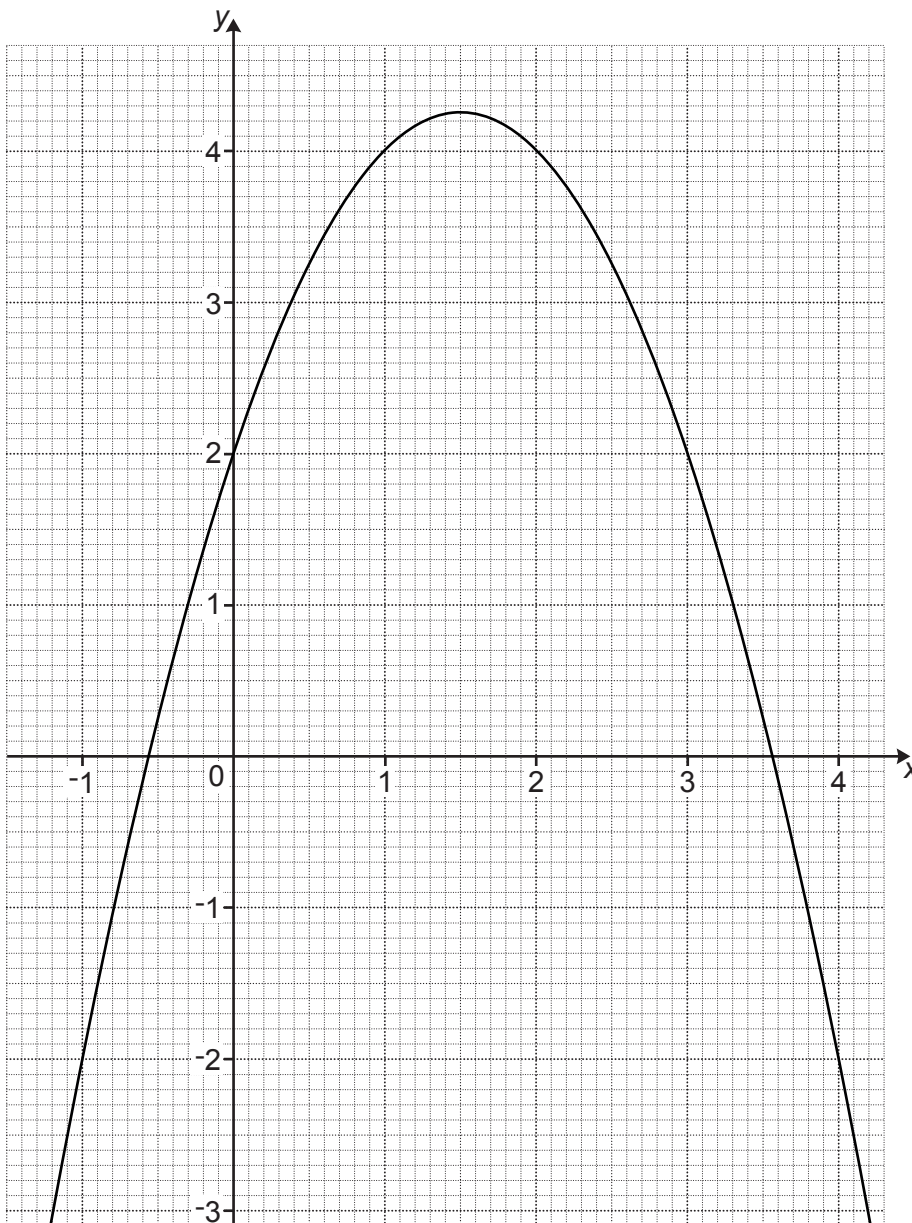
Explain why 2625 is **not** the correct number of kilometres driven in 2020.

.....
.....
..... [1]

(b) Calculate the number of kilometres driven in **2021**.

(b) km [4]

- 7 The diagram shows the graph of $y = kx - x^2 + 2$, where k is an integer.



- (a) Show that $k = 3$.


[2]

- (b) Use the graph to solve $3x - x^2 + 2 = 3$.
Give your answers to 1 decimal place.

(b) $x = \dots\dots\dots$ or $x = \dots\dots\dots$ [2]

- 8 Taylor designs a logo using isosceles triangles joined at a central point, P.

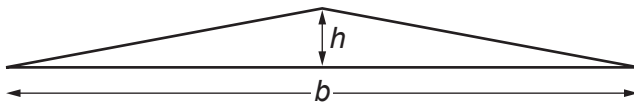
This is the start of Taylor's design.



Not to scale

The completed design will have rotational symmetry, order 60 about point P.

Each triangle has base, b , and height, h , measured in mm.



Not to scale

Calculate h when $b = 40$ mm.

Give your answer correct to 1 decimal place.

..... mm [4]

10

- 9 On Heidi's bookcase, the ratio of fiction to non-fiction books is 2 : 3.
Heidi removes 2 fiction books from the bookcase.
The ratio of fiction to non-fiction books is then 5 : 8.

How many books are left on the bookcase in total?

..... books [4]

10 (a) Show that 95 is **not** a prime number.

.....
 [1]

(b) (i) 2000 and 8750 are written below as the product of their prime factors.

$$2000 = 2^4 \times 5^3$$

$$8750 = 2 \times 5^4 \times 7$$

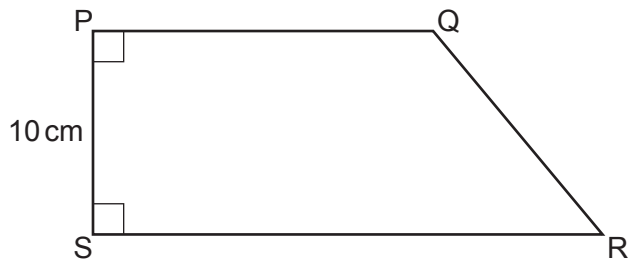
Find the highest common factor (HCF) of 2000 and 8750.

(b)(i) [2]

(ii) Write 2×10^{12} as a product of its prime factors.

(ii) [2]

- 11 The diagram shows a quadrilateral, PQRS.



Not to scale

$$PS = 10 \text{ cm.}$$

$$\text{Angle QPS} = \text{Angle PSR} = 90^\circ.$$

SR is 6 cm longer than PQ.

The area of quadrilateral PQRS is $A \text{ cm}^2$.

Write a simplified expression for the length PQ in terms of A .
You must show your working.

..... [5]

12 A box contains 200 matches, correct to the nearest ten matches.

(a) Complete the error interval for n , the number of matches in the box.

(a) $\leq n \leq$ [2]

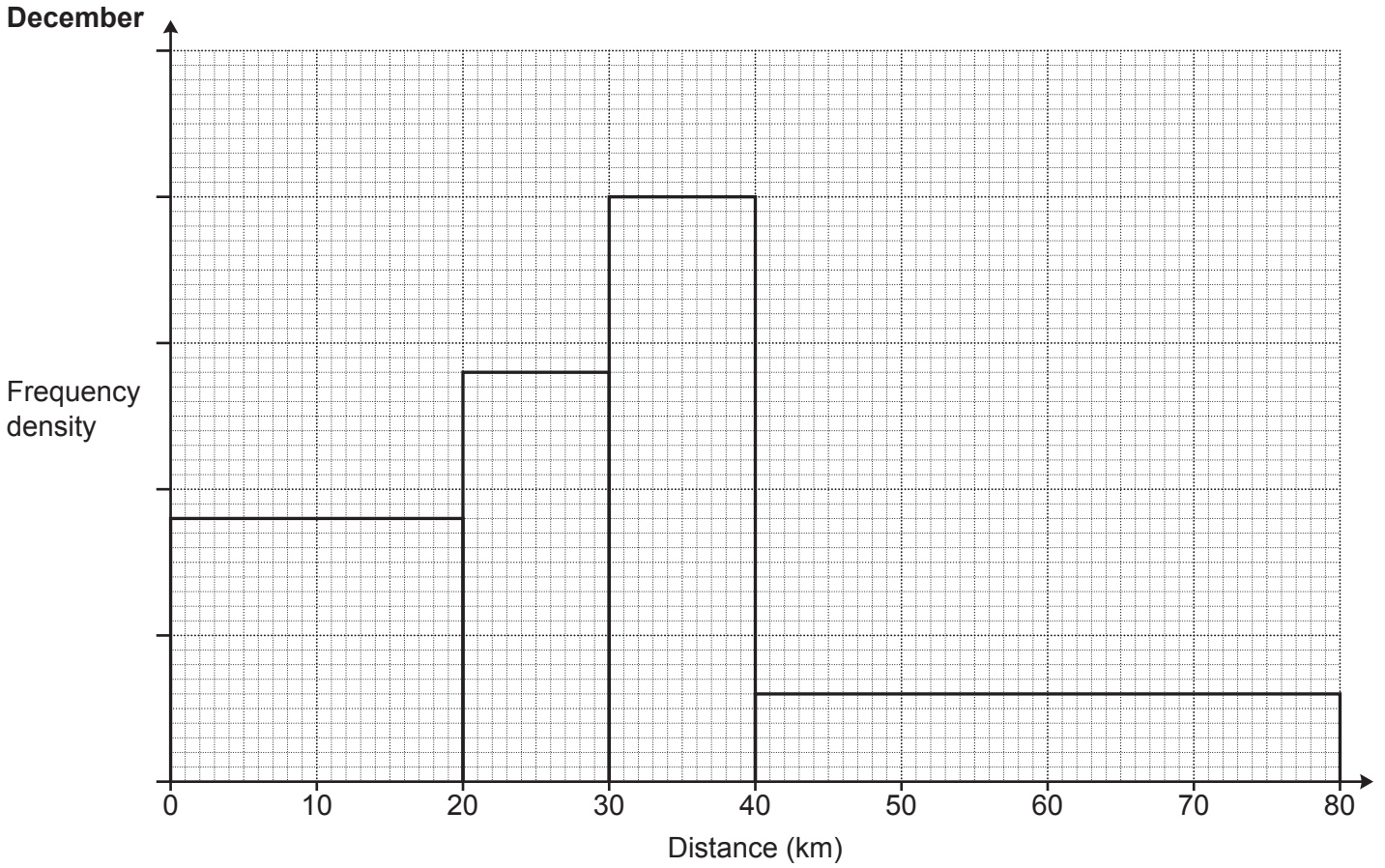
(b) The box is a cuboid with

- length 7 cm, correct to the nearest cm
- width 5 cm, correct to the nearest cm
- volume 248 cm^3 , correct to the nearest cm^3 .

Show that the smallest possible height of the box is 6 cm.

[3]

13 A running club records the distances run by each member during December. The results are shown in this histogram.



(a) 18 members run less than 20 km.

(i) Work out the number of members who run more than 30 km.

(a)(i) [3]

(ii) Finley says

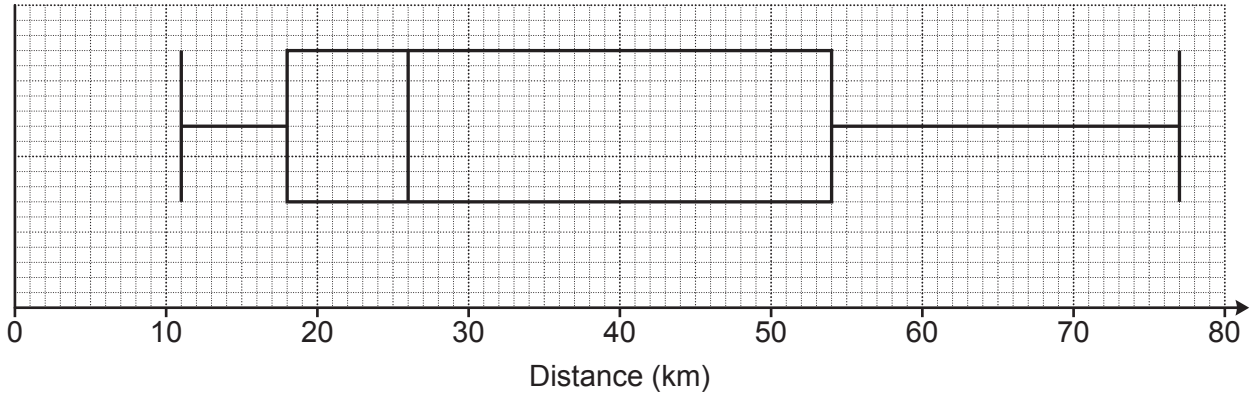
To estimate the range, I subtracted the smallest possible value from the largest possible value. So, $80 - 0 = 80$ km.

Explain why Finley's method is likely to overestimate the true value of the range.

.....
 [1]

(b) This box plot shows the distribution of the distance run by each member of the running club during July.

July



During **December**,

- the median distance run was 30 km
- the interquartile range of the distance run was 20 km.

Make **two** comparisons between the distances run during December and the distances run during July.

Include values to support your comparisons.

1.

.....

.....

.....

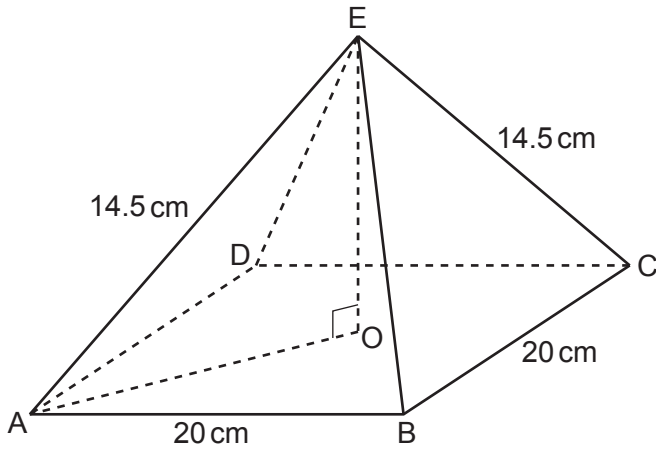
2.

.....

.....

[4]


- 14 The diagram shows a square-based pyramid ABCDE. O is the centre of the base.



The pyramid has base length 20 cm and each sloping edge has length 14.5 cm.

- (a) Draw the plan view of the pyramid on the one-centimetre grid below.

Scale: 1 cm represents 4 cm.



[2]

- (b) Calculate the volume of the pyramid.
You must show your working.

[The volume of a pyramid is $\frac{1}{3} \times \text{area of base} \times \text{perpendicular height}$]

(b) cm³ [5]

15 Two bottles are mathematically similar.

The small bottle holds 0.5 litres and has a height of 35 cm.
The large bottle holds 2 litres.

Calculate the height of the large bottle.

..... cm [4]

16 The price of a seat on a flight, £ P , is given by

$$P = 49 \times 1.009^n$$

where n is the number of seats already sold on this flight.

(a) Write down the percentage increase in price of the second seat sold compared to the first seat sold.

(a) % [1]

(b) Show that the price of the 40th seat sold is less than £70. [2]

17 The k th term of a sequence is r^k , where $r \neq 0$.
The sixth term is equal to three times the second term.

Find the value of r , giving your answer correct to 3 decimal places.

$r =$ [4]

18 (a) Describe fully the graph of $x^2 + y^2 = 20$.

.....
..... [3]

(b) The graph of $y = 3x + 10$ intersects the graph of $x^2 + y^2 = 20$ at two points.

Use an algebraic method to work out the coordinates of the two points.
You must show your working.

(b) (..... ,) and (..... ,) [6]

19 (a) Show that $\sqrt{11} \times \sqrt{22} = 11\sqrt{2}$.

[1]

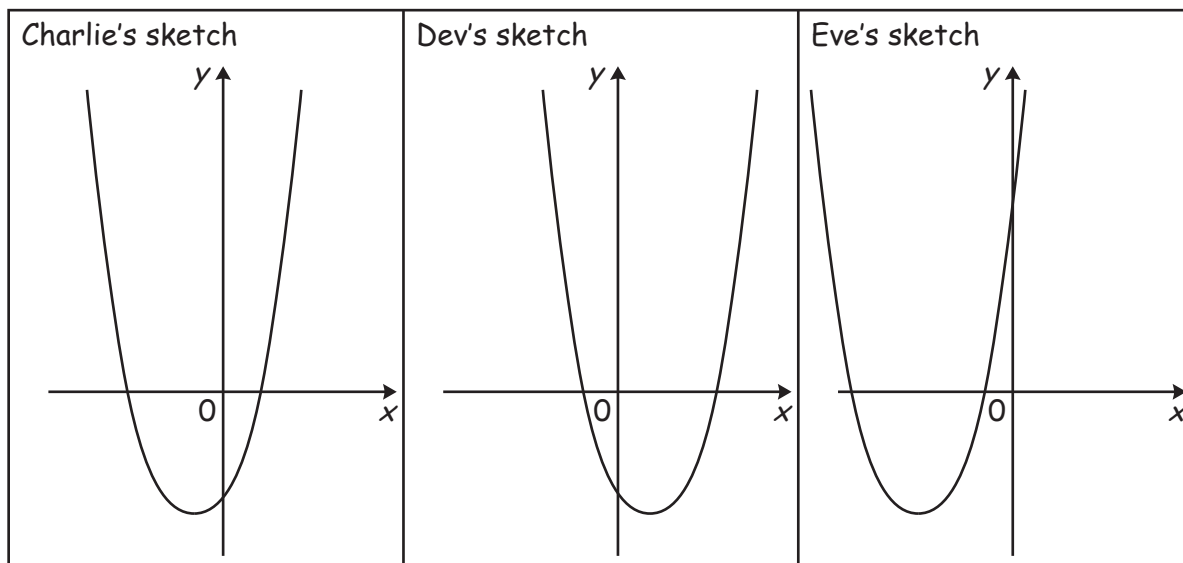
(b) Show that $\frac{\sqrt{11}}{13 + \sqrt{22}}$ can be written in the form $\frac{a\sqrt{11} - 11\sqrt{2}}{b}$ where a and b are integers. [4]

20 (a) Write $(2x - 5)(x + 4)$ in the form $2(x + a)^2 - b$.

You must show your working.

(a) [5]

(b) Charlie, Dev and Eve all attempt to sketch the graph of $y = (2x - 5)(x + 4)$.



Whose sketch is the most accurate?

Write down the properties of the graph that you used in making your decision.

..... because

.....

.....

..... [2]

END OF QUESTION PAPER

ADDITIONAL ANSWER SPACE

If additional space is required, you should use the following lined page(s). The question number(s) must be clearly shown in the margin(s).

A large rectangular area with a solid vertical line on the left side and horizontal dotted lines across the rest of the page, providing space for writing answers.



Copyright Information

OCR is committed to seeking permission to reproduce all third-party content that it uses in its assessment materials. OCR has attempted to identify and contact all copyright holders whose work is used in this paper. To avoid the issue of disclosure of answer-related information to candidates, all copyright acknowledgements are reproduced in the OCR Copyright Acknowledgements Booklet. This is produced for each series of examinations and is freely available to download from our public website (www.ocr.org.uk) after the live examination series.

If OCR has unwittingly failed to correctly acknowledge or clear any third-party content in this assessment material, OCR will be happy to correct its mistake at the earliest possible opportunity.

For queries or further information please contact The OCR Copyright Team, The Triangle Building, Shaftesbury Road, Cambridge CB2 8EA.

OCR is part of Cambridge University Press & Assessment, which is itself a department of the University of Cambridge.